

A close-up, high-angle shot of a Miele Professional washing machine drum. The drum is made of polished stainless steel and is partially visible through the open door. A grey, textured door handle is positioned horizontally across the middle of the drum. The handle has the Miele logo and the word 'PROFESSIONAL' embossed on it. The lighting is dramatic, with strong highlights and deep shadows, emphasizing the metallic texture and the circular shape of the drum. A red horizontal bar is located at the top left of the image.

Miele
PROFESSIONAL

Miele
PROFESSIONAL

**THE
BENCHMARK
MACHINES**



THE BENCHMARK MACHINES

We do it better!

Commercial users want top-class energy efficiency, performance, speed and reliability from their washing machine. Machines from Miele Professional meet all of these requirements and are ideally suited to everyday life.

But how can a washing machine be improved further? This is a question we put to decision-makers in management, technology and service. Their responses were the starting point for the development of a generation of machines which sets new standards in laundry technology.

Unique high quality innovations made it possible for Miele to take water and energy consumption, speed, ergonomics and durability to even higher levels. The new PERFORMANCE and PERFORMANCE PLUS model series set the new benchmark when it comes to laundry and textile care.

PERFORMANCE
PERFORMANCE PLUS

PERFORMANCE

PW 413
PW 418



PERFORMANCE-PLUS

PW 811
PW 814
PW 818





PERFORMANCE

PW 413

PW 418



Top-class performance and economy

With the PERFORMANCE range, Miele Professional has redefined the benchmark in the 13 –18 kg load size category. These machines achieve excellent wash results whilst offering short cycles, and great energy efficiency. Machines from the PERFORMANCE range are the ideal choice for users expecting top-class performance and efficiency.

Profitronic D controls provide programmes catering for the entire spectrum of laundry care requirements. A text display and 6 direct-access buttons facilitate ease of use and fast programme selection. The most frequently used programmes are assigned to buttons 1–6 and are accessible at the touch of a single button. Further programmes are accessed by pressing and holding button 6. Important parameters such as temperature and spin speed can be selected manually before the start of each programme. Similarly, current load sizes can be entered to reduce water, energy and detergent consumption accordingly.

| Washing machine | PW 413 | PW 413 MOPSTAR 130 | PW 418 |
|--------------------------------|---------------|--------------------|---------------|
| User interface | Profitronic D | Profitronic D Mop | Profitronic D |
| Load capacity [kg] | 13–14 | 13–14 | 18–20 |
| Drum volume [l] | 130 | 130 | 180 |
| Max. spin speed [rpm] | 1025 | 1025 | 950 |
| g-factor/residual moisture [%] | 360/50 | 360/>25 | 360/50 |
| Cycle time** [mins.] | 52 | 52 | 52 |
| Heating type | EL | EL | EL |
| Drainage [DN 70] | AV | AV | AV |
| Front colour / material | Octoblu | Octoblu | Octoblu |
| External dimensions H/W/D [mm] | 1352/799/1010 | 1352/799/1010 | 1452/924/950 |

EL = Electric, AV = Dump valve * Residual moisture after hot final rinse, ** Cycle time in 'Cottons 60°C, hot water fill

Profitronic D controls

- Direct-access push buttons
- Application specific wash programmes
- Display showing all information in chosen language

Highlights

- Simple door closure with OneFingerTouch
- Designed to use resources more efficiently (thanks to improved heating system)
- Extremely smooth running, even at high spin speeds, due to efficient suspension system.
- Even greater care and cleaning performance thanks to improvements to our patented Honeycomb drum

Optional accessories

- Dispenser pump for the automatic dispensing of liquid detergents
- Plinths for ergonomic loading and unloading



PERFORMANCE PLUS

PW 811
PW 814
PW 818



Uncompromising performance and flexibility

With their innovative technology, our new PERFORMANCE PLUS machines are the clear benchmark when it comes to performance, efficiency, quality and ergonomics.

Profitronic M controls offer users a multitude of application-specific programme packages and full flexibility in customising programmes. This allows maximum economic operation and efficiency. In addition to the text display and direct-access buttons, the dial selector ensures fast and simple navigation and programme selection.

| Washing machine | PW 811 | PW 814 | PW 818 |
|--------------------------------|-----------------|-----------------|-----------------|
| User interface | Profitronic M | Profitronic M | Profitronic M |
| Load capacity [kg] | 11–12 | 14–16 | 18–20 |
| Drum volume [l] | 110 | 140 | 180 |
| Max. spin speed [rpm] | 1150 | 1075 | 1075 |
| g-factor/residual moisture [%] | 460/45 | 460/45 | 460/45 |
| Cycle time** [mins.] | 45 | 45 | 45 |
| Heating types | EL/D | EL/D | EL/D |
| Drainage [DN 70] | AV | AV | AV |
| Front colour / material | Stainless steel | Stainless steel | Stainless steel |
| External dimensions H/W/D [mm] | 1352/799/940 | 1452/924/850 | 1452/924/950 |

EL = Electric, D = Steam, AV = Dump valve,
* Residual moisture after hot final rinse, ** Cycle time in 'Cottons 60°C, hot water fill

Profitronic M controls

- 6 direct-access pushbuttons plus dial selector
- Freely programmable controls with 199 programme slots
- Large range of programmes – application specific wash programmes
- Display showing all information in chosen language

Highlights

- Simple door closure with OneFingerTouch
- Designed to use resources more efficiently (thanks to improved heating system)
- Extremely smooth running, even at high spin speeds, due to efficient suspension system
- Even greater care and cleaning performance thanks to improvements to our patented Honeycomb drum
- High wash performance through our new new EcoPulse wash
- Very low residual moisture levels on account of high g-factor
- High daily throughput through very short cycles

Optional accessories

- Dispenser pump for the automatic dispensing of liquid detergents
- Plinths for ergonomic loading and unloading
- Retrofittable weighing plinth
- Water recovery module
- Operating data capture

BUILT FOR HARD WORK

FOREVER BETTER

 **Miele Professional Quality - Made in Germany**



100% end-of-line test

Prior to shipment, each machine is subjected to full functionality tests including:

- Earth conductor continuity test
- Load imbalance test
- High voltage test
- Water and heating type test

Only when a washing machine has passed all tests can it be approved for shipment. They are also fully compliant with the EU Machinery Directive.

Tested to last 30,000 operating hours

High quality materials, a sophisticated suspension system and sturdy drum bearings ensure excellent durability and longevity as well as extremely smooth running. Miele laundry machines are subjected to intensive quality tests to guarantee their reliability. In addition to the tests specified here, the entire suspended drum assembly, the shock absorbers and the drive unit (motor, pulley wheel and belt) are subjected to further rigorous tests.

Endurance testing

- Usage: 30,000 operating hours, equates to over 10 years usage based on the machine running 8 hours a day, 365 days a year
- Door system: 60,000 cycles (open, close, lock, unlock)
- Detergent dispenser: 30,000 cycles (open, close)
- On/Off switch: tested 100,000 times
- Washing: 1,000 hours at 60°C and 95°C with changing loads
- Electronic controls: 10,000 hours under extreme conditions
- Motor: 30,000 hours of continuous fan operation to test frequency converter

Low maintenance

The new bearing assembly in the Benchmark machines are protected from the water in the suds container by pre-greased seals and housed in a separate cast iron assembly, which means no greasing is required.

Due to this innovative design the process for exchanging the bearings is also much simpler. Removal of the cast housing is carried out from the rear of the machine, without the removal of the drum assembly which is a great advantage over the previous range.



OPTIMUM LAUNDRY CARE


Your laundry carefully looked after

Miele Patent

The new design of the drum ribs enables water to be applied to the laundry intensively and rapidly from above. They also have additional slots to collect soil. This, together with the structure of the patented honeycomb drum 2.0 allows the laundry to glide gently on a film of water, protecting fabrics.

PERFORMANCE PLUS washing machines have the EcoSpeed feature.

Changes in drum speed, with intermittent shower and compression phases, are repeated several times over, ensuring perfect wash performance.

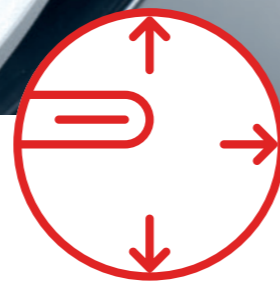


CURVES IN THE RIGHT PLACES



Suds container with improved fluid flow properties

The newly designed suds container closely hugs the inner drum, and the entrance to the sump with its heater elements is gently curved. This permits very low water levels, resulting in considerable savings:
PERFORMANCE PLUS washing machines require around 20% less water and 30% less energy* than the previous generation.



ACTIVE ERGONOMICS

Miele Patent

The new door responds to the touch of a finger

With the exclusive OneFingerTouch door lock, convenience is literally at your fingertips: a light touch is all it takes to open and close the door, which is a generous 415 mm in diameter.

Simple and ergonomic.

*Cottons 60°C, PW6xx7 model series

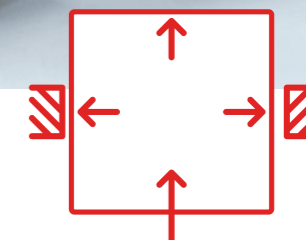


GENTLY DOES IT

Miele
Patent

Extremely smooth running thanks to highly effective double helix spring suspension

The highly efficient suspension using pairs of independent springs and additional shock absorbers considerably increases transverse rigidity. This approach minimises the impact of vibrations and sound emissions during the spin cycle and also significantly reduces the mechanical strain on machine components.



INSTALLATION MADE EASY

Simple installation by design

Easy access to installation site thanks to compact measurements and a palletiser access plinth. The external dimensions of the washing machines (width x depth) were chosen from the outset with a door width of 800 - 900 in mind. Furthermore, the machine plinth allows the use of a palletiser. Without any disassembly, transportation is fast and uncomplicated.

Miele Professional
Fairacres
Marcham Road
Abingdon
OX14 1TW

 **0845 3656608**

 **miele.co.uk/professional**

 **@MieleProf**