

Miele

The Perfect balance.

The New Benchmark Machines: Washing machines and dryers.

Miele Professional. Immer Besser.



Take the direct route.



Discover new perspectives. Combine technology and precision with passion. When the balance is right, the path to success is simply the most direct route.

THE NEW **BENCHMARK** MACHINES

Contents

Benchmark washing machines	6-7
Washing machine product overview	8-9
Washing machine highlights	10-13
M Touch Pro and M Touch Pro Plus controls.....	14-15
Benchmark dryers	16-17
Dryer product overview.....	18-19
Dryer highlights.....	20-23
M Touch Pro and M Select controls	24-25
Connectivity and MOVE	26-27

The new standard
in laundry care.



As a professional user, you have to meet the high expectations of your customers on a daily basis. At the same time, you still need to keep an eye on cost-efficient operation. Performance pitted against cost-efficiency – strike that perfect balance with the new Benchmark Machines from Miele Professional:

- Unique operation: intuitive and safe
- Simple connectivity for an efficient system
- High performance combined with sustainable efficiency
- Tailored solutions for every type of business



THE NEW BENCHMARK MACHINES

Every step counts.



The new Benchmark washing machines combine top-class results with unique efficiency and modern-day connectivity. With tailored solutions and cycles which are perfectly geared to your applications, you can be sure of having made the perfect choice with Performance and Performance Plus machines.



BENCHMARK WASHERS

The New Benchmark Machines

Washing machines

Load capacity 12–20 kg

The new Benchmark washing machines from the Performance line meet all the typical challenges of modern laundry care. All programmes adapt flexibly to requirements and all machines feature disinfection programmes as standard.

WRAS category 5 approved.

Washing machine	PWM 514	PWM 520
User interface	M Touch Pro	M Touch Pro
Load capacity 1:9 [kg]	14	20
Drum volume [l]	130	180
Max. spin speed [rpm]	1,025	950
g-factor/residual moisture [%]	360/49	360/49
Cycle time [mins.] *	49	49

Front: Iron grey, * Cycle time, Cottons 60°C, hot water connection

PERFORMANCE



The new Benchmark washing machines from the Performance Plus line master even the most demanding challenges. Programmes for thermal and chemo-thermal disinfection are included ex works. The entire set of programmes can be fully adapted to suit individual requirements, including the option of creating new, customised cycles.

Washing machine	PWM 912	PWM 916	PWM 920
User interface	M Touch Pro Plus	M Touch Pro Plus	M Touch Pro Plus
Load capacity 1:9 [kg]	12	16	20
Drum volume [l]	110	140	180
Max. spin speed [rpm]	1,150	1,075	1,075
g-factor/residual moisture [%]	460/44	460/44	460/44
Cycle time [mins.] *	42	43	44

Front: Stainless steel, * Cycle time, Cottons 60°C, hot water connection

PERFORMANCE PLUS



Performance opens up new perspectives.

No compromises.


All new Benchmark washing machines are geared to achieving top performance. This is clearly illustrated both by the design of the machines and the thoroughly optimised laundry technology with its powerful, frequency-controlled asynchronous motor. With a gentle ramp-up of speed in the initial phase and smooth running properties even at high spin speeds, the new motor promises maximum performance and excellent product longevity. Noise and vibration during operation are kept to a minimum.

Time is money, so Miele's honeycomb drum 2.0 speeds up the wetting of laundry and the removal of soil. A rewarding investment: In the PWM 912, your 12 kg laundry load is thoroughly washed and residual moisture reduced to 44% in only 42 minutes* thanks to a g-factor of 460. This saves time and energy in the subsequent finishing process.

* 60°C cycle and hot water connection



Efficiency and breathing space.



Gentle on the environment and pocket.

In the previous example, specific consumption is as low as only 5.9 l water per kg of laundry – achieving new levels in water efficiency. This is achieved through intelligent technologies such as the Eco Speed drum rhythm. Here, the drum speed increases and decreases gradually, allowing laundry to be thoroughly wetted and dewatered.

The shape of the outer drum also contributes to reducing water consumption by optimising the space available for free wash liquor to circulate. At the same time, its gently bowed form ensures that the heater elements are accessible to water, preventing any build-up of lint. This ensures smooth operation every single day – and guarantees the incredibly efficient transfer of heat.



Maximum flexibility.

Perfect solutions tailored to meet your everyday requirements.

No matter what type of textiles your business has to deal with and how your laundry workflow is set up, the new Benchmark Machines represent a tailored solution. Also when it comes to dispensing detergent, it makes no difference whether you use powder or liquid detergents or external dispenser pumps. And automatic load control represents a further benefit in the targeted use of energy and detergents.



Renowned quality.

Dependability has a name.


Miele quality through and through: The robust new Benchmark washing machines are built to last 30,000 hours of operation whilst reducing maintenance to a minimum. Innovations such as the low-maintenance asynchronous motor and the highly efficient spring-in-spring suspension system ensure smooth running properties. With the new 3D sensor which permanently analyses load imbalances, the machine is also able to optimise spin cycles. This further extends machine life expectancy and allows the machine's capacity to be used to the full.

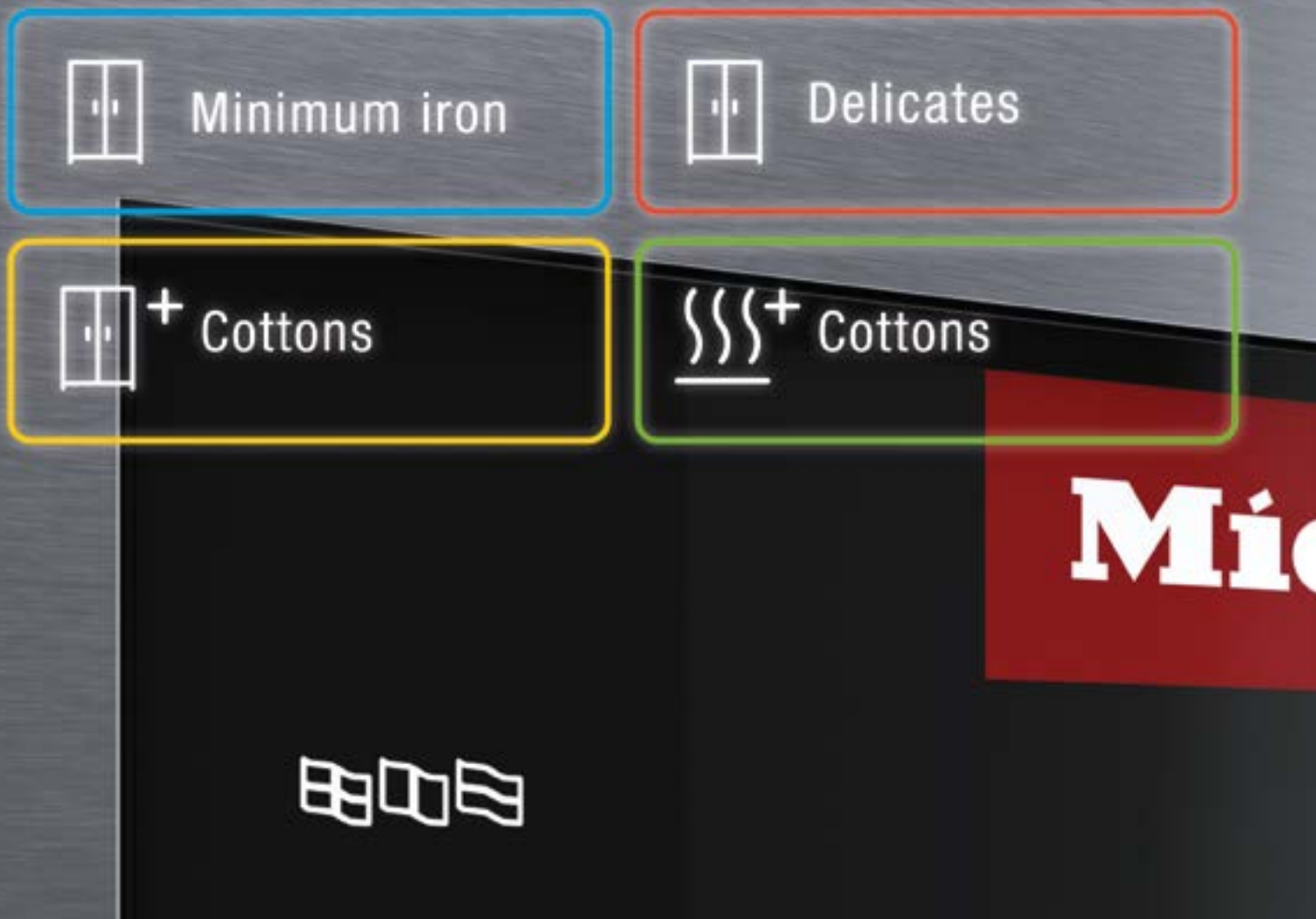


Stimulating ergonomics.

User convenience in abundance makes work a pleasure.

With its 415 mm wide porthole, the drum door on the new Benchmark washing machines makes loading and unloading particularly simple. Also unique: the automatic OneFingerTouch door mechanism. A slight touch of a fingertip causes an electric motor to close and lock the door – opening automatically once again at the end of the programme.





With their M Touch Pro and M Touch Pro Plus controls, Benchmark washing machines offer an entirely new user interface design. The standard full touch colour display provides all important information at a glance. Each stage of operation is simple and convenient, at the touch of a fingertip, supported by international symbols and colour outlines. Extended functionalities such as 'show me how' sequences make machine operation even safer and simpler.

M Touch Pro

Thanks to their M Touch Pro controls, Benchmark washing machines from the Performance line come replete with a full lineup of programmes to cater for typical standard applications. These also include two RKI-compliant cycles for thermal and chemo-thermal disinfection in order to meet more stringent hygiene requirements. All programmes can be individually adjusted, for example with respect to temperatures and selectable extras.

PERFORMANCE

As flexible as necessary.
As intelligent as possible.



Programme packages for specific markets:
Hotel/Restaurant/Catering, Disinfection, Contract
Cleaning, Fire Services, WetCare, Outdoor,
Veterinary, Equestrian, Sport, Workwear,
Self-Service

M Touch Pro Plus

Benchmark washing machines from the Performance Plus line feature M Touch Pro Plus controls. These come fitted ex works with a comprehensive range of standard and special-purpose programmes. All programmes are fully customisable. These controls also afford the opportunity to create and save completely new programmes, allowing the potential of the machine to be used to the full in all applications.

PERFORMANCE PLUS

Merely a question of technology.



The new Benchmark dryers combine first-class results and short cycles with unique energy efficiency. Whether user interface philosophy, programme diversity or heating type: Simply select the model which best meets your requirements – with the two product lines Performance and Performance Plus to select from.



BENCHMARK DRYERS

The New Benchmark Machines Dryers

Load capacity 14–44 kg

The new Benchmark dryers from the Performance line meet all the standard requirements of modern laundry care.

(ROP) sensor controls (GB & IE)

(TOP) time controls (IE only)

Dryers	PDR 514	PDR 518	PDR 522	PDR 528	PDR 544
Controls	M Select TOP/ROP	M Select ROP	M Select ROP	M Select ROP	M Select ROP
Load capacity 1:25/1:18 [kg]	10/14	13/18	16/22	20/28	32/44
Drum volume [l]	250	325	400	500	800
Cycle time [mins.] *	33	32	31	32	38

Front colour/material: iron grey/stainless steel (depending on model); *in 'Normal dry' programme 0%, Load capacity 1:18, vented drying system. Please note some models are country specific so please check with your local sales team.

PERFORMANCE



The new Benchmark dryers from the Performance Plus line rise to any challenge in the drying of textiles. All programmes adapt flexibly to individual requirements whilst at the same time facilitating AirRecycling Flex air recirculation and offering a broad range of heating types for maximum efficiency.

Dryers	PDR 914*	PDR 918*	PDR 922	PDR 528	PDR 944
Controls	M Touch Pro	M Touch Pro	M Touch Pro	M Touch Pro	M Touch Pro
Load capacity 1:25/1:18 [kg]	10/14	13/18	16/22	20/28	32/44
Drum volume [l]	250	325	400	500	800
Cycle time [mins.] *	33	31	31	32	38

Front colour/material: iron grey/stainless steel (depending on model); *in 'Normal dry' programme 0%, Load capacity 1:18, vented drying system. Please note some models are country specific so please check with your local sales team.

PERFORMANCE PLUS



Dependable quality.



Dependability has a name.

The new Benchmark dryers subscribe to Miele's proverbial quality standards. These rugged machines are designed for 20,000 hours of operation and minimum maintenance. Miele's high degree of vertical integration also contributes to product longevity. A large proportion of components, such as motors, are built by Miele and hence ideally prepare products for the rough and tumble of working life in a laundry.



Convenient ergonomics.

Everything under control in the laundry.

To make the drum door even simpler to use, the new Benchmark dryers sport a completely redesigned door handle with a larger grip. Similarly, the service hatch has also been the focus of attention: It is now particularly easy to open, further simplifying the job of cleaning the large lint filter.



Performance
enhances safety.

Efficiency
makes economic sense.



Stretching the envelope, gentle to laundry.

The new Benchmark dryers achieve drying times which come close to the limits of physics – yet still take immaculate care of textiles. The low-maintenance DC motor guarantees a gentle start and smooth drum rotation whilst the newly developed fan impeller ensures uniform pressure.

In the unique Miele honeycomb drum with its rounded SoftLift ribs, garments are raised high before they tumble through the air stream to land gently on a myriad of air cushions. To ensure spot-on drying, the PerfectDry system continuously records residual moisture levels in the load, ensuring that drying ends when results are perfect.



AirRecycling Flex functions



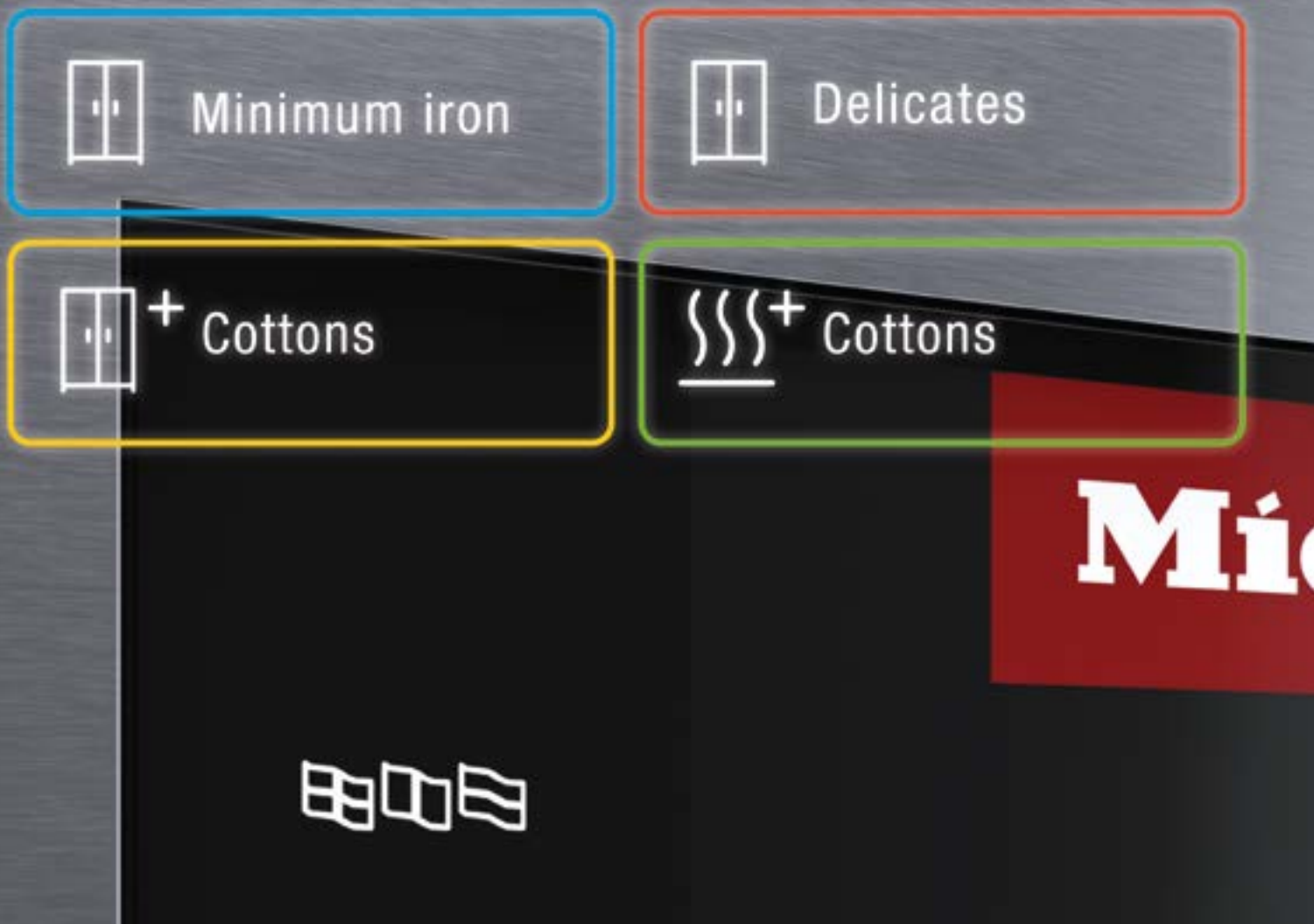
Heat-pump drying - Principle of operation

Making optimum use of energy.

In the interests of the efficient use of heat energy, the new Benchmark dryers redirect a proportion of air in circulation back into the drum. Models from the Performance Plus line also feature the new AirRecycling Flex system: This strikes a dynamic balance between recycled and vented air, intelligently adjusting operation to on-site conditions. This saves time while a machine is still cold and energy once a machine is at operating temperature.



To facilitate use of the least expensive source of energy, various heating types such as electric, gas and steam are available. Particularly energy-efficient heat-pump dryers are now also available through to the 400 l category and also use a new, climate-friendly coolant.



Two lines, two user interface philosophies

Benchmark dryers from the Performance line are designed for extremely simple, error-free operation using a rotary selector. Models from the Performance Plus line are operated from a touch display and offer a broader range of programmes and allow greater customisation.

M Touch Pro

Thanks to their M Touch Pro controls, Benchmark washing machines from the Performance Plus line come complete with a balanced selection of programmes to cater for typical standard applications. Each stage of operation is simple and convenient, at the touch of a fingertip, supported by international symbols and colour outlines. In addition to this, freely adjustable programmes can be compiled to meet special needs.

PERFORMANCE PLUS

As simple as possible.
As flexible as necessary.



M Select

With M Select controls, Benchmark dryers from the Performance line have all key functions on board to cater for standard applications. The selection of programmes and options is fast and direct using direct-access membrane switches, supported by fascia panels with international symbols. Controls are available in 3 versions for a variety of applications: COP (coin-op time controls), TOP (time controls) and ROP (sensor controls).

PERFORMANCE

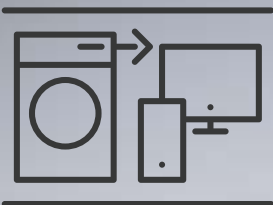
Future-proof connectivity.



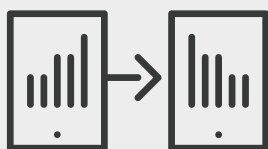
Everything visible at a glance.

For efficient data transfer which meets accepted standards, all new Benchmark machines come ready ex works for WiFi and LAN connection. Integration into a business network is therefore just as simple as connection to Miele's new digital productivity platform MOVE.

An interface for the new Miele Connector Box is also a standard feature. This downwardly compatible box standardises the existing plethora of connections in accordance with the Plug & Play principle: All external systems providing a 230 V signal, such as payment systems and dispensers, can be connected with ease, even without opening the machine casing.



Miele MOVE connects commercial machines from Miele and combines intelligent features with helpful functions. Data from all your machines can be read out in one single application in order to make comparisons, pinpoint potential savings and shorten processes. Miele MOVE makes machine management incredibly simple and convenient – at any time, in any place and with any end device.



Freedom to make individual changes.

The new Miele programming tool for Benchmark machines allows the convenient adaptation of washing machines and dryers to take on board on-site requirements. Depending on the product line, it is also possible to allocate programme names on an individual basis, to modify existing cycles or indeed to create entirely new programmes – from the convenience of your own desk and without any duplication when changes apply to multiple machines.

Miele

Miele GB

Tel: 0333 230 1347

professional.info@miele.co.uk

www.miele.co.uk/professional

Miele Ireland

Tel: (01) 461 071

professional@miele.ie

www.miele.ie/professional